

The 5P2R Swimming Pool Pumps

Heavy Duty Motor

50 Hz motors are designed for continuous, quiet operation - feature stainless steel one-piece shaft, sealed and permanently lubricated bearings - runs cooler for prolonged life under high ambient conditions

Single and three phase models are offered according to, European CE standard and to IP 55 protection.

Self-priming diffuser

design makes this our fastest priming pool pump... incomparable!

"See Thru" trap lid

eliminates all the guesswork - you see when the basket needs cleaning ... designed to withstand 4 bar test pressure as well as high vacuum conditions ... Exclusive "lock-in" 5" basket prevents large debris from clogging impeller ... incomparable!

The Difference is Incomparable Performance


Sta-Rite 5P2R Series pumps are precision molded of fiberglass reinforced, temperature and corrosion resistant. This lightweight exceptionally strong thermoplastic is designed for much higher pressure operation than all the rest ... incomparable!

Unequalled performance

means higher heads to, 22,5 meters-flow rates up to 22m³/h ... incomparable!

S5P2R Series

This series is suitable for water with a salt content up to 0,4% and for water with ph fluctuations (corrosion). The capacity and dimensions are identical to the serie 5P2R.



"Hi-Rise" Mounting Base

provides stable, balanced, stress free support for motor and pump. Elevates motor for added protection from ground moisture and Chlorine contaminants

Stainless Steel Pump Champ


Polished 300 series stainless with exclusive bottoming process. Easily removed for quick access to all servicable components.

High Head Impeller

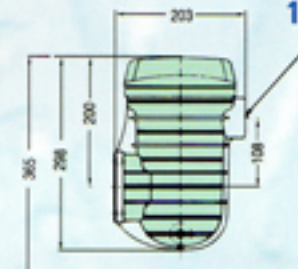
precision molded of glass filled Lexan - provides unusually smooth water passages for outstanding performance and efficiency.

Mechanical Seal

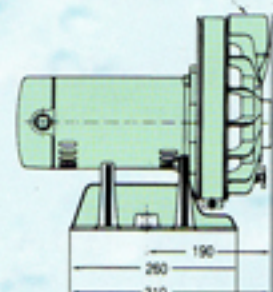
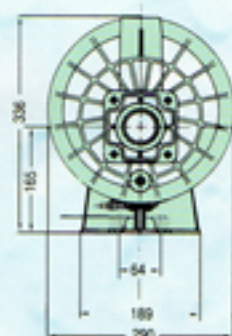
precision lapped and highly polished carbon ceramic stainless steel construction - assures maximum drip proof corrosion free protection.



Suction 1 1/2" BSP



Discharge 1 1/2" BSP



Model	kW	Motor Volt	Suction A	Discharge B	Trap Size
5 P2R B1	0,25	220-240	1 1/2"	1 1/2"	5"
5 P2R B3	0,25	380-415	1 1/2"	1 1/2"	5"
5 P2R C1	0,37	220-240	1 1/2"	1 1/2"	5"
5 P2R C3	0,37	380-415	1 1/2"	1 1/2"	5"
5 P2R D1	0,55	220-240	1 1/2"	1 1/2"	5"
5 P2R D3	0,55	380-415	1 1/2"	1 1/2"	5"
5 P2R E1	0,75	220-240	1 1/2"	1 1/2"	5"
5 P2R E3	0,75	380-415	1 1/2"	1 1/2"	5"
5 P2R F1	1,10	220-240	1 1/2"	1 1/2"	5"
5 P2R F3	1,10	380-415	1 1/2"	1 1/2"	5"